



Electrolux
PROFESSIONAL

Handling System for Dishwasher Conveyor, long rollers


ITEM # _____

MODEL # _____

NAME # _____

SIS # _____

AIA # _____



865192 - 865193 - 863026 - 863027 - 863028 - 863029 -
865194 - 863030 - 863031 - 863032 - 863033 - 865195 -
863034 - 863035 - 863036 - 863037 - 863038

Short Form Specification

Item No. _____

Constructed in 304 AISI stainless steel. Basin with sloping bottom and drain. Long plastic rollers. Square 40x40mm square legs with height-adjustable feet. Designed for 500x500mm dishwashing baskets. Knock-down delivery.

Main Features

- The table can be used in loading and/or unloading sides.
- Suitable to install either a single unit with dishwasher or combined with other tables.
- The table is suitable for both rack type and hood type dishwasher. Rack type dishwasher can be connected directly to the table, while there are optional accessories to adapt the table with hood type dishwasher.
- Conveyors supplied as knockdown and easy to assemble.
- "Key holes" and "snap on" system reduces the number of screws needed for fast and easy installation.
- Improved end limit switch for easier cleaning and higher reliability.
- Drain can be turned 360°.
- Designed to transport 500x500 mm dishwashing baskets.
- Manual rack movement with long rollers.

Construction

- Two legs included.
- Stainless steel feet 50 mm adjustable in height to align the operation height between the dishwasher and table.
- Thick welded flanges for sturdy connection between the units.
- All surfaces smooth with polished finish.
- AISI 304 1,2mm stainless steel basin.
- Self-bearing undershelf eliminates the need for additional frames.
- Conveyors optionally equipped with end-limit switch, end plate, guides for racks, and undershelves.
- Sloping bottom of the table grants a smooth and rapid drainage.
- 40x40mm stainless steel tubular and square legs.
- Plastic rollers easy to remove for cleaning.

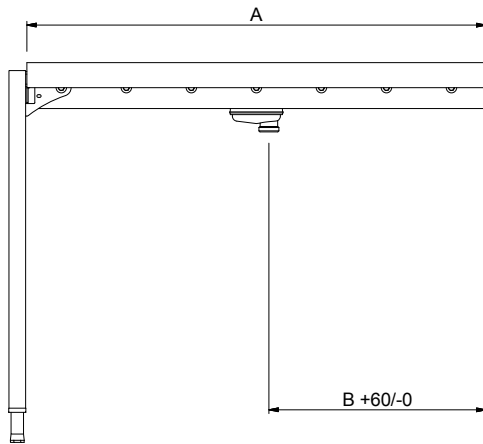
Sustainability



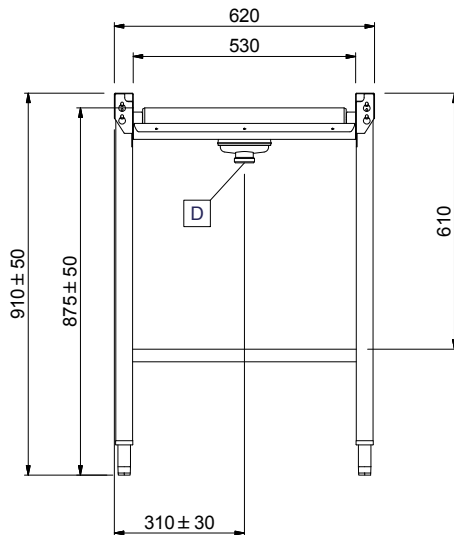
- The long roller conveyor is available in 600mm and from 1100mm up to 2600mm with 100mm-step length.

APPROVAL: _____

Front

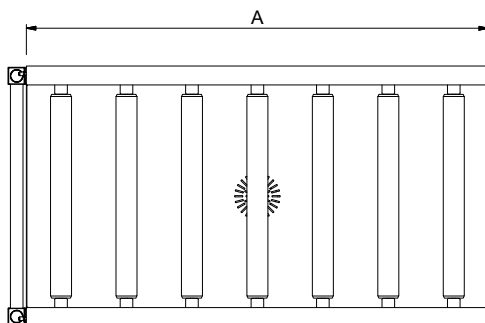


Side



D = Drain

Top



Key Information:

External dimensions, Width:

865192 (HSLRC6)	600 mm
865193 (HSLRC11)	1100 mm
863026 (HSLRC12)	1200 mm
863027 (HSLRC13)	1300 mm
863028 (HSLRC14)	1400 mm
863029 (HSLRC15)	1500 mm
865194 (HSLRC16)	1600 mm
863030 (HSLRC17)	1700 mm
863031 (HSLRC18)	1800 mm
863032 (HSLRC19)	1900 mm
863033 (HSLRC20)	2000 mm
865195 (HSLRC21)	2100 mm
863034 (HSLRC22)	2200 mm
863035 (HSLRC23)	2300 mm
863036 (HSLRC24)	2400 mm
863037 (HSLRC25)	2500 mm
863038 (HSLRC26)	2600 mm

External dimensions, Depth:

External dimensions, Height:

Net weight:

865192 (HSLRC6)	11 kg
865193 (HSLRC11)	17 kg
863026 (HSLRC12)	18 kg
863027 (HSLRC13)	19 kg
863028 (HSLRC14)	20 kg
863029 (HSLRC15)	22 kg
865194 (HSLRC16)	23 kg
863030 (HSLRC17)	24 kg
863031 (HSLRC18)	25 kg
863032 (HSLRC19)	26 kg
863033 (HSLRC20)	27 kg
865195 (HSLRC21)	28 kg
863034 (HSLRC22)	29 kg
863035 (HSLRC23)	30 kg
863036 (HSLRC24)	32 kg
863037 (HSLRC25)	33 kg
863038 (HSLRC26)	34 kg

Height adjustment:

50/50 mm
Stainless Steel AISI 304 - EN 1.4301

Basin material:

Type of rollers:

Long

	865192	865193	865026	865027	865028	865029	865194	865030	865031	865032	865033	865195	865034	865035	865036	865037	865038
863077 - Plain undershelf for roller conveyor, 1200 mm																	
863078 - Plain undershelf for roller conveyor, 1300 mm																	
863079 - Plain undershelf for roller conveyor, 1400 mm																	
863080 - Plain undershelf for roller conveyor, 1500 mm																	
863081 - Plain undershelf for roller conveyor, 1700 mm																	
863082 - Plain undershelf for roller conveyor, 1800 mm																	
863083 - Plain undershelf for roller conveyor, 1900 mm																	
863084 - Plain undershelf for roller conveyor, 2000 mm																	
863085 - Plain undershelf for roller conveyor, 2200 mm																	
863086 - Plain undershelf for roller conveyor, 2300 mm																	
863087 - Plain undershelf for roller conveyor, 2400 mm																	
863088 - Plain undershelf for roller conveyor, 2500 mm																	
863089 - Plain undershelf for roller conveyor, 2600 mm																	
863103 - Grid undershelf, 1200 mm																	
863104 - Grid undershelf, 1300 mm																	
863105 - Grid undershelf, 1400 mm																	
863106 - Grid undershelf, 1500 mm																	
863107 - Grid undershelf, 1700 mm																	
863108 - Grid undershelf, 1800 mm																	
863109 - Grid undershelf, 1900 mm																	
863110 - Grid undershelf, 2000 mm																	
863111 - Grid undershelf, 2200 mm																	
863112 - Grid undershelf, 2300 mm																	
863113 - Grid undershelf, 2400 mm																	
863114 - Grid undershelf, 2500 mm																	
863115 - Grid undershelf, 2600 mm																	
865162 - Emergency stop kit for Rack Type Dishwasher (not for Basic handling system)																	
865163 - Connection plate (short) for left side to connect handling system to hood type																	
865164 - Connection plate (long) for front and right side to connect handling system to hood type																	
865217 - End plate for conveyor table																	
865219 - Plain undershelf for roller conveyor, 600 mm																	
865220 - Plain undershelf for roller conveyor, 1100 mm																	
865221 - Plain undershelf for roller conveyor, 1600 mm																	
865222 - Plain undershelf for roller conveyor, 2100 mm																	
865223 - Guide rack for 4 dishwasher baskets, 1100 mm - 1500 mm																	
865224 - Guide rack for 8 dishwasher baskets, 1600 mm - 2000 mm																	
865225 - Guide rack for 12 dishwasher baskets, 2100 mm - 2500 mm																	
865226 - Guide rack for 16 dishwasher baskets, 2600 mm																	
865234 - Connection bracket for plain undershelf and grid undershelf (to be used if roller conveyor is connected directly to Rack Type Dishwasher)																	
865235 - Connection bracket for plain undershelf and grid undershelf (to be used if roller conveyor is connected directly to Rack Type Dishwasher with splash hood)																	
865236 - Grid undershelf, 600 mm																	
865237 - Grid undershelf, 1100 mm																	
865238 - Grid undershelf, 1600 mm																	
865239 - Grid undershelf, 2100 mm																	
865253 - Inclined extension table for roller conveyor																	
865256 - End limit switch for long roller conveyor (kit with two short rollers and end switch)																	
865452 - Plain undershelf for roller conveyor, 800 mm																	
865453 - Grid undershelf, 800 mm																	

Optional Accessories